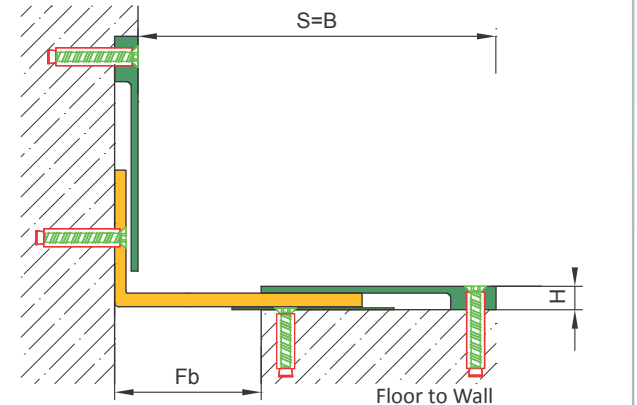
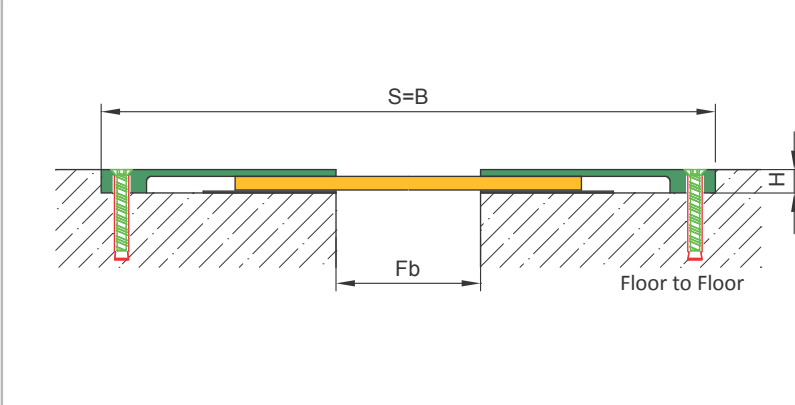

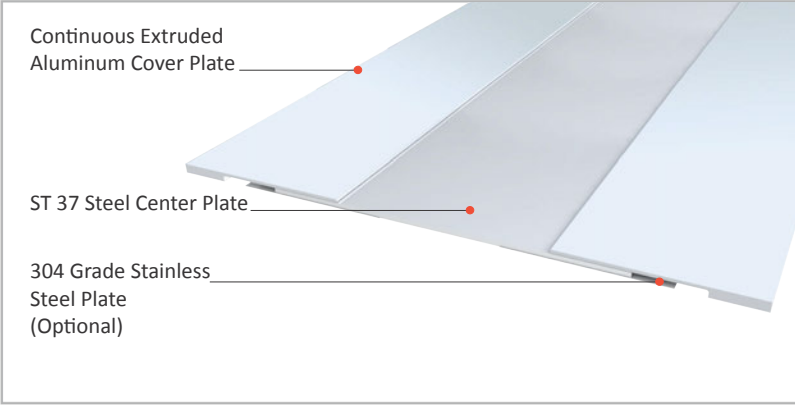


AS A204 flush mounted profile can be applied to all types of floors and load bearing capacity is designed for pedestrians and cars. Easy installation, pure metal structure, maintenance-free and wear resistance properties make it favorable for places with heavy pedestrian traffic. Base frames of the profile are fixed on the surface and movable center plate meets horizontal and lateral shear displacements.

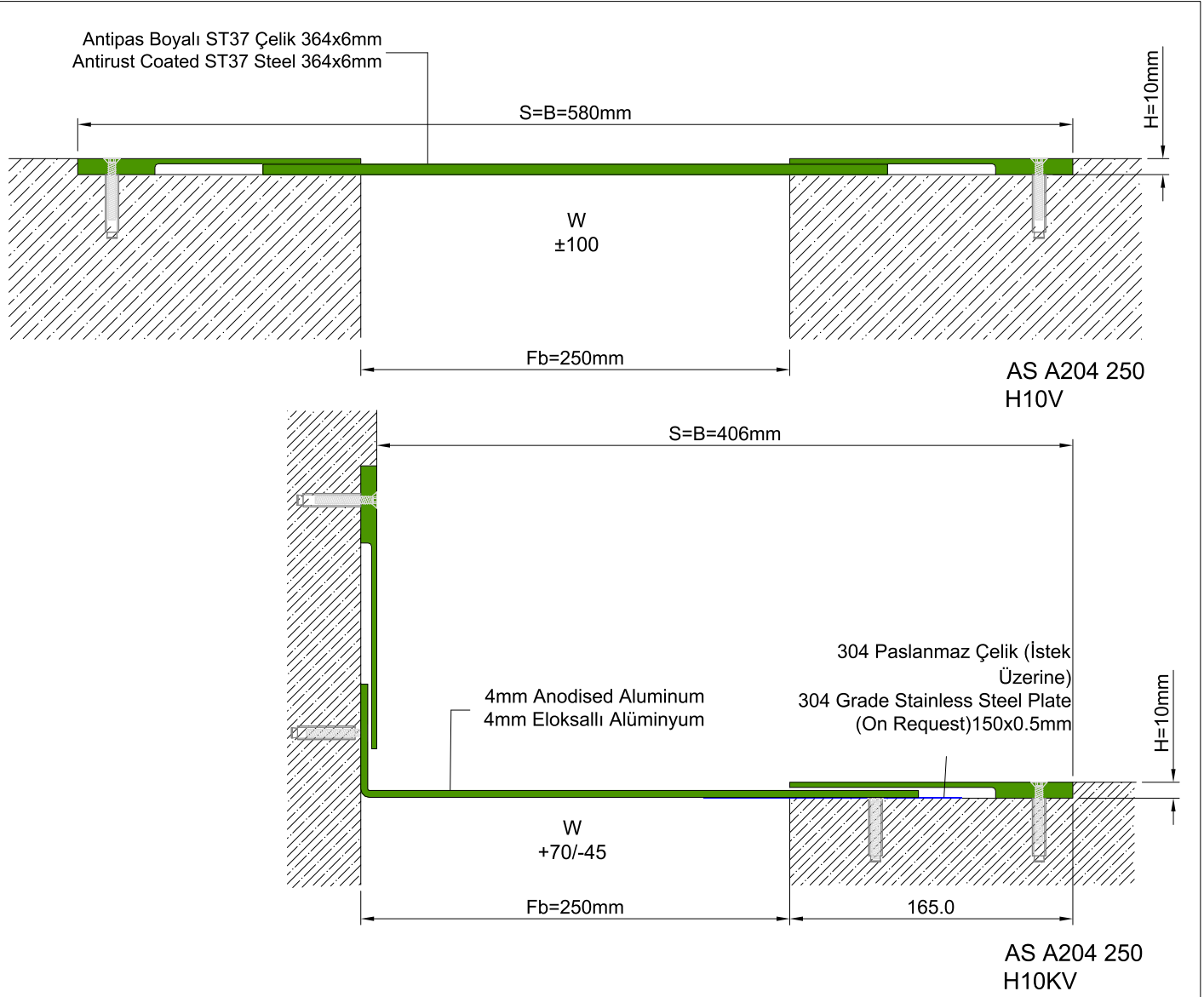
- Application Areas** : Indoor & Outdoor / Floor
- Ideal for** : Car Parks, Airports, Shopping Malls, Residences, Hospitals, Hotels, Commercial and Public Buildings etc.
- Material** : Mill Finish Aluminum (Anodizing optional), ST 37 Steel, Stainless Steel
- Aluminum Alloy** : 6063 AA-USA / EN AW 6063
- Optional Supplies** : Fire Barrier, Waterproof EPDM membrane

FLOOR



LOCATION	MODEL	GAP (Fb) mm	HEIGHT (H) MM	OVERALL WIDTH (B) mm	VISIBLE WIDTH (S) mm	MOVEMENT (W) mm	LOAD CAPACITY	STANDARD LENGTH (mt)
Floor to Floor	AS A204-100	100	10	430	430	±100		3
	AS A204-150	150	10	480	480	±100		3
	AS A204-200	200	10	530	530	±100		3
	AS A204-250	250	10	580	580	±100		3

Note: Please ask for different sizes



Profil No Profile Number	AS A204 250	AS A204 250K
Fb (mm)	250	250
H (mm) yaklaşık approx.	10	10
W± (mm) yaklaşık approx.	±100	+70/-45
Renk Color	Alüminyum: Natürel, 304 Kalite Çelik: Natürel, St37 Çelik: Gri Aluminum: Natural, 304 Grade Steel: Natural, St37 Steel: Grey	
Malzeme Material	Alüminyum, 304 Kalite Çelik, St37 Çelik Aluminum, 304 Grade Steel, St37 Steel	
Standart Uzunluk Standard Length	3	
Yükleme Kapasitesi Load-Bearing Capacity	